



QUICK CLIP LENS HOODS

LH-QC52, LH-QC55, LH-QC58, LH-QC62,
LH-QC67, LH-QC72, LH-QC77, LH-QC82

User Manual

Thank you for choosing Sensei.

The Sensei Quick Clip Lens Hood mounts securely to your camera lens to prevent stray light from entering, thus eliminating glare and lens flare. This specially-designed lens hood allows for quick mounting with a simple press and click. The lens hood is easy to reverse for storage or when you want it out of the way. It rotates on the Quick Clip lens ring for top and bottom orientation and it minimizes damage caused by impacts.

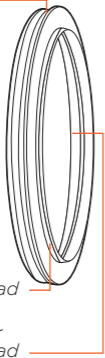
Overview

Quick Clip Lens Ring

Ball Bearing
Rail

Lens
Thread

Filter
Thread

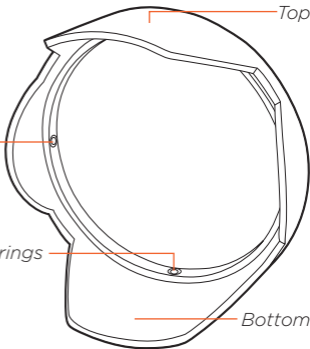


Quick Clip Lens Hood

Top

Ball
Bearings

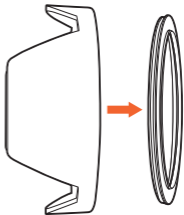
Bottom



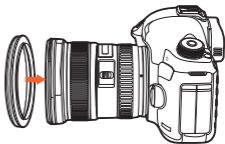
Instructions

Note: For use with internal focusing lenses and non-rotating filters. Do not use with thin filter widths, as they may be difficult to remove. Accommodates lenses with widest focal length of 20 mm for full frame and 15 mm for crop sensors. Using center pinch lens caps are recommended.

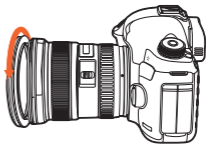
1. Remove the Quick Clip Lens Ring from the lens hood by pressing on the ring from the inside of the hood until it pops out.



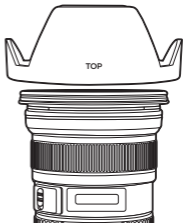
2. Align the lens thread on the Quick Clip Lens Ring with the thread on the front of your cameras lens.



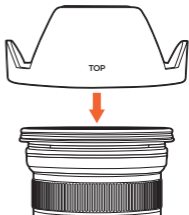
3. Turn the ring clockwise until it is securely fastened onto the lens.



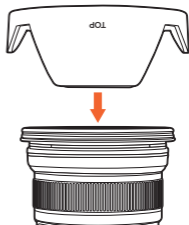
4. Position the Quick Clip Lens Hood with the label TOP aligned with the top of the lens.



5. Firmly press the lens hood onto the lens ring until it clicks into place.



6. To reverse the hood, remove it from the ring, reverse the orientation and press it into place.



One-Year Limited Warranty

This SENSEI product is warranted to the original purchaser to be free from defects in materials and workmanship under normal consumer use for a period of one (1) year from the original purchase date or thirty (30) days after replacement, whichever occurs later. The warranty provider's responsibility with respect to this limited warranty shall be limited solely to repair or replacement, at the provider's discretion, of any product that fails during normal use of this product in its intended manner and in its intended environment. Inoperability of the product or part(s) shall be determined by the warranty provider. If the product has been discontinued, the warranty provider reserves the right to replace it with a model of equivalent quality and function.

This warranty does not cover damage or defect caused by misuse, neglect, accident, alteration, abuse, improper installation or maintenance. EXCEPT AS PROVIDED HEREIN, THE WARRANTY PROVIDER MAKES NEITHER ANY EXPRESS WARRANTIES NOR ANY IMPLIED WARRANTIES, INCLUDING BUT NOT LIMITED TO ANY IMPLIED WARRANTY OF MERCHANTABILITY OR FITNESS FOR A PARTICULAR PURPOSE. This warranty provides you with specific legal rights, and you may also have additional rights that vary from state to state.

To obtain warranty coverage, contact the Sensei Customer Service Department to obtain a return merchandise authorization (“RMA”) number, and return the defective product to Sensei along with the RMA number and proof of purchase. Shipment of the defective product is at the purchaser’s own risk and expense.

For more information or to arrange service, visit www.madebysensei.com or call Customer Service at 212-594-2353.



Product warranty provided by the Gradus Group.

www.gradusgroup.com

SENSEI is a registered trademark of the Gradus Group.
© 2016 Gradus Group LLC. All Rights Reserved.

www.madebysensei.com

SENSEI is a registered trademark of the Gradus Group.
© 2016 Gradus Group LLC. All Rights Reserved.