



# The Professional Photo SourceBook

# Section 10

## Lightboxes

Introduction .....	470
Bretford Acculite .....	470-471
Just Normlicht .....	471-475
Kaiser .....	476-477
Logan .....	478-479
Porta Trace .....	480-481
Tundra .....	482
Cabin, Visual Plus, Logan, Lite-A-Page .....	483

# INTRODUCTION

## LIGHT BOXES


470 LIGHT BOXES

One of the most important stages of the photographic process is editing your take. To do this right, you need to put your chromes or prints in the best light possible – literally. The best light boxes will clearly, evenly illuminate your images, with the most neutral light source available. To keep the color rendering as true as possible to your intended original (an important feature especially if your work is destined for print reproduction) top-line light boxes

use light generated by fluorescent bulbs with a color temperature of 5000 degrees Kelvin. This light offers qualities that are as close as possible to natural daylight. It provides neutral color balancing that is essential for consistent results every step of the process. And since 5000 Kelvin is an industry standard, your image will look the same when moved from one light table to another. This consistency is what professionals demand.

## BRETTFORD ACCULIGHT

*Designed to provide the most accurate color-correct viewing possible, the Bretford Acculight line of viewers features ANSI standards for a 5000K light source, a CRI rating of 91+ and power from 110 to 120V AC, 60 Hz. Each unit is available in white and has a break-resistant frosted plexiglass viewing surface. All models are equipped with a 6' cord and switch and are UL listed.*



Two connected 4' viewers with Accuframe (shown on an Accustand) with transparency clips and slide overlay.

### Light Tables

#### Portable Acculight Viewer (6009)

Bring a color-correct light source anywhere with this portable viewer. Lets you view up to 48 2" slides at once; comes with protective vinyl cover and carrying handle.

Item # ACVP .....**89.95**

#### Two-Foot Acculight Viewer (6002)

Perfect for office or meeting room viewing. Easily displays up to 84 two-inch slides. Lays flat or useable at 15 and 70-degree viewing angles using folding legs in back of unit.

Item # ACV2 .....**179.95**

#### Four-Foot Acculight Viewer (6000)

Full-sized viewer holds up to 168 two-inch slides. It can be placed flat on a tabletop or at 15 and 70-degree viewing angles using folding legs in back of unit.

Item # ACV4.....**209.95**

### BRETTFORD ACCULIGHT

Description	Item #	Outside Dimensions	Viewing Surface	Weight
Portable Viewer	ACVP	18 x 15 x 4" (56 x 38 x 10cm) W.D.H.	17.2x12.4" (44x30x8cm) W.D.H.	10 lbs. (4.5kg)
2-ft. Viewer	ACV2	24.6 x 16.2 x 6.3" (62 x 41 x 16cm) W.D.H.	23.3x14.3" (59x36cm) W.D.H.	22 lbs. (10kg)
4-ft. Viewer	ACV4	49.1 x 16.1 x 6.3" (125 x 41 x 16cm) W.D.H.	48.5x14.3" (123x36cm) W.D.H.	36 lbs. (16.3g)

### Light Table Accessories

#### Dust Cover for 6002

Black vinyl cover slips over the 2' Acculight Viewer.

Item # ACDCV2 .....**17.95**

#### Dust Cover for 6000

Black vinyl cover slips over the 4' Acculight Viewer.

Item # ACDCV4 .....**21.95**

#### Accustand Slide Overlay (6012)

Conveniently "locks in" up to 72 two-inch slides for a portable slide display that can be moved from office-to-office with ease. Crafted of lightweight steel, this unit features six removable plastic gripper strips that run the length of each row. Slides slip into the lip of the gripper and stay in place until you remove them. Fits easily on a 2' or 4' Acculight for viewing. 24x14 1/4" (61x36cm) W.H. Weighs 5 lbs. (2.3kg).

Item # ACAL.....**48.95**


#### Transparency Clips (6004)

These transparency clips slide under the Acculight Viewer's rubber lip and holds transparencies in place. Flexible spring steel design. Easy to insert and remove. Six clips per package.

Item # ACTC .....**7.50**

# ACCULIGHT / JUST

## LIGHT BOXES



**Accuframe (6003)**  
Specially-made holders that double your Acculight viewing display area by connecting two 4' or 2' viewers. Heavy gauge steel legs are painted white to match the viewers' finish.  
**Item # ACAF .....54.95**

**Accustand (6048)**  
Adjustable stand holds Acculight viewers in standing or sitting heights. Height can be changed by simply resetting leg screws. Can be used with one or two viewers. Comes with four two-inch casters, two of which lock. Acculights must be ordered separately. Dimensions: 42 x 28 x 40.8" (107 x 71 x 108cm) W.D.H. Weight: 47 lbs. (21.3kg).  
**Item # ACAS .....189.95**

**Accustand Slide Overlay (6012)**  
Locks in up to 72 two-inch slides. Six removable plastic gripper strips that run the length of each row. Slides slip into lip of gripper and stay in place until you remove them. Designed for two- and four-foot Acculight viewers. Dimensions: 24 x 14.3" (61 x 37cm) W.H. Weight: 5 lbs (2.3kg)  
**Item # ACAL.....48.95**

**18" Lamp (6052)**  
For the Portable Acculight Viewer (6009).  
**Item # ACL18 .....27.95**

**24" Lamp (6051)**  
For the Two-Foot Acculight Viewer (6002).  
**Item # ACL24 .....17.95**

**48" Lamp (6050)**  
For the Four-Foot Acculight Viewer (6000).  
**Item # ACL48 .....22.50**

LIGHT BOXES

471

## JUST NORMLICHT

*Just Normlicht offers an extensive line-up of viewers for virtually every possible use and in a wide range of sizes. All offer 5000 degree Kelvin light sources, which is the industry standard for neutral color temperature. This gives you the truest color possible. Solidly built in a choice of silver, metallic or white finishes, these viewers are built to last while providing even illumination for the most critical jobs.*



### Color Control 5000

**Transparency Flat Viewer 5000K**  
Standard flat viewer designed for everyday applications: reproduction, photo studios and ad agencies. Silver finish.

### COLOR CONTROL 5000

Description	Model #	Item #	Outside Dimensions	Viewing Surface	Weight	Price
CC/DL 1	5066	JU5066	19 x 13 x 3" (48 x 33 x 7.6cm) W.D.H.	17 x 10" (43 x 25cm) W.D.	9 lbs. (4kg)	194.95
CC/DL 1A	19752	JU19752	25 x 13 x 3" (64 x 33 x 7.6cm) W.D.H.	23 x 10" (58 x 25cm) W.D.	8 lbs. (3.6kg)	222.95
CC/DL 2	5074	JU5074	19 x 17 x 3" (48 x 43 x 7.6cm) W.D.H.	17 x 14" (43 x 36cm) W.D.	9.7 lbs. (4.4kg)	264.95
CC/DL 2A	14241	JU14241	25 x 17 x 3" (64 x 43 x 7.6cm) W.D.H.	23 x 14" (58 x 36cm) W.D.	11.2 lbs. (5kg)	289.95
CC/DL 2B	25876	JU25876	41 x 17 x 3" (104 x 43 x 7.6cm) W.D.H.	39 x 14" (99 x 36cm) W.D.	21 lbs. (9.5kg)	467.95
CC/DL 2C	14274	JU14274	49 x 17 x 3" (124 x 43 x 7.6cm) W.D.H.	47 x 14" (119 x 36cm) W.D.	24 lbs. (11kg)	539.95



THE PROFESSIONAL'S SOURCE (212) 444-6630 • FAX: (212) 239-7770

1 • 8 0 0 • 9 4 7 • 6 6 5 0

# JUST NORMLICHT

## LIGHT BOXES

LIGHT BOXES

472

### Concept Mini 5000

High-design series of viewers offer portability and space-saving viewing surfaces.

#### Transparency Flat Viewer 5000K

Super-flat, light and handy viewer goes anywhere for successful presentations. See CM5/DM mini in chart for specifications. Mini 4S comes with a bracket.

#### Transparency Bracketed Viewer

Viewer includes a carrying handle that doubles as an adjustable stand. This model is equipped with a resting roll and an electronic dimmer. See CM5/DN in chart for specifications.

#### Transparency Viewer "Studio"

Desktop viewer comes with base and swivel-arm. Includes an electronic dimmer. See CM5/DN mini 2A SF in chart for specifications.

#### Transparency Swivel-Viewer

Space-saving swivel-out design is ideal for use with DTP and Electronic Publishing workstations. Comes with electronic dimmer. See CM5/DN mini 2A SWA in chart for specifications.

#### Color Match "Portable" 5000K

Take-anywhere display flips open to reveal backlit and reflective display of chromes and proofs. Electronic dimmer is included. See CM5/VM2 AC SB in chart for details.

#### Color Match "Studio" 5000K

Base and swivel arm makes this ideal for table use. Comes with electronic dimmer. See CM5/VM2 AC SF in chart for details.

#### Color-Match with Swivel-Arm

Ideal for use with DTP and Electronic Publishing workstations, this space-saving unit is clamped to the side of the desk and swivels out of the way. Comes with electronic dimmer. See CM5/VM 2AC SWA in chart for details.

### TRANSPARENCY FLAT VIEWER 5000K

Description	Model #	Item #	Outside Dimensions	Viewing Surface	Weight	Price
CM5/DM mini 1A (Metallic)	12062	JU12062	15x9x1.5" (38x23x4cm) W.D.H.	10x8" (25x20cm) W.D.	4.8 lbs. (2.2kg)	224.95
CM5/DM mini 1A (Black)	12070	JU12070	15x9x1.5" (38x23x4cm) W.D.H.	10x8" (25x20cm) W.D.	4.8 lbs. (2.2kg)	222.95
CM5/DM mini 2A (Metallic)	21857	JU21857	15x13x1.5" (38x33x4cm) W.D.H.	12x10" (30x25cm) W.D.	4 lbs. (1.8kg)	267.95
CM5/DM mini 2A (Black)	28589	JU28589	15x13x1.5" (38x33x4cm) W.D.H.	12x10" (30x25cm) W.D.	4 lbs. (1.8kg)	267.95
CM5/DM mini 3 (Metallic)	12088	JU12088	24x9x1.5" (61x23x4cm) W.D.H.	19x8" (48x20cm) W.D.	6.8 lbs. (3kg)	314.95
CM5/DM mini 4 (Metallic)	12104	JU12104	24x13x1.5" (61x33x4cm) W.D.H.	19x12" (48x30cm) W.D.	7.8 lbs. (3.5kg)	339.95
CM5/DM mini 4 (Black)	12740	JU12740	24x13x1.5" (61x33x4cm) W.D.H.	19x12" (48x30cm) W.D.	8.8 lbs. (4kg)	357.95
CM5/DM mini 4 S (Metallic)	22582	JU22582	24x13x1.5" (61x33x4cm) W.D.H.	19x12" (48x30cm) W.D.	20 lbs. (9kg)	384.95

### TRANSPARENCY BRACKETED VIEWER

Description	Model #	Item #	Outside Dimensions	Viewing Surface	Weight	Price
CM5/DN mini 1A (Metallic)	21873	JU21873	15x9x1.5" (38x23x4cm) W.D.H.	10x7" (25x18cm) W.D.	4 lbs. (1.8kg)	422.95
CM5/DN mini 1A (Black)	26294	JU26294	15x9x1.5" (38x23x4cm) W.D.H.	10x7" (25x18cm) W.D.	4 lbs. (1.8kg)	422.95
CM5/DN mini 1A (Silver)	20974	JU20974	15x9x1.5" (38x23x4cm) W.D.H.	10x7" (25x18cm) W.D.	4 lbs. (1.8kg)	323.95
CM5/DN mini 2A (Metallic)	28597	JU28597	15x13x1.5" (38x33x4cm) W.D.H.	11x10" (28x25cm) W.D.	5 lbs. (2.3kg)	449.95
CM5/DN mini 2A (Black)	10009	JU10009	15x13x1.5" (38x33x4cm) W.D.H.	11x10" (28x25cm) W.D.	5 lbs. (2.3kg)	449.95
CM5/DN mini 2A (Silver)	21253	JU21253	15x13x1.5" (38x33x4cm) W.D.H.	11x10" (28x25cm) W.D.	5 lbs. (2.3kg)	349.95
CM5/DN mini 4 (Metallic)	28753	JU28753	24x13x1.5" (61x33x4cm) W.D.H.	19x11" (48x28cm) W.D.	6 lbs. (2.7kg)	512.95
CM5/DN mini 4 (Black)	28779	JU28779	24x13x1.5" (61x33x4cm) W.D.H.	19x11" (48x28cm) W.D.	6 lbs. (2.7kg)	512.95
CM5/DN mini 4 (Silver)	21287	JU21287	24x13x1.5" (61x33x4cm) W.D.H.	19x11" (48x28cm) W.D.	6 lbs. (2.7kg)	413.95

### TRANSPARENCY VIEWER "STUDIO"

Description	Model #	Item #	Outside Dimensions	Viewing Surface	Weight	Price
CM5/DN mini 2A SF (Metallic)	28530	JU28530	18x15x1.5" (46x38x4cm) W.D.H.	11x10" (28x25cm) W.D.	15 lbs. (6.8kg)	881.95
CM5/DN mini 2A SF (Grey)	28548	JU28548	18x15x1.5" (46x38x4cm) W.D.H.	11x10" (28x25cm) W.D.	15 lbs. (6.8kg)	881.95

*All items are complete with all accessories as supplied by the manufacturer*

# JUST NORMLICHT

## LIGHT BOXES

### COLOR MATCH "PORTABLE 5000K"

Description	Model #	Item #	Outside Dimensions	Viewing Surface	Weight	Price
CM5/VM2 AC SB (Metallic)	3640	JU3640	15x13x4" (38x33x10cm) W.D.H.	11x10" (28x25cm) W.D.	8 lbs. (3.6kg)	889.95
CM5/VM2 AC SB (Grey)	28795	JU28795	15x13x4" (38x33x10cm) W.D.H.	11x10" (28x25cm) W.D.	16 lbs. (7.3kg)	889.95
CM5/VM2 AC SB (Silver)	3244	JU3244	15x13x4" (38x33x10cm) W.D.H.	11x10" (28x25cm) W.D.	8 lbs. (3.6kg)	764.95
CM5/VM 4 C SB (Metallic)	1990	JU1990	24x13x4" (61x33x10cm) W.D.H.	19x11" (48x28cm) W.D.	16 lbs. (7.3kg)	1061.95
CM5/VM 4 C SB (Grey)	28011	JU28011	24x13x4" (61x33x10cm) W.D.H.	19x11" (48x28cm) W.D.	16 lbs. (7.3kg)	1061.95

### COLOR MATCH "STUDIO" 5000K

Description	Model #	Item #	Outside Dimensions	Viewing Surface	Weight	Price
CM5/VM2 AC SF (Metallic)	29124	JU29124	20x15" (51x38cm) W.D.	11x10" (28x35cm) W.D.	35 lbs. (15.9kg)	881.95
CM5/VM2 AC SF (Grey)	29132	JU29132	20x15" (51x38cm) W.D.	11x10" (28x35cm) W.D.	35 lbs. (15.9kg)	1124.95

### COLOR MATCH WITH SWIVEL ARM

Description	Model #	Item #	Outside Dimensions	Viewing Surface	Weight	Price
CM5/VM 2AC SWA (Metallic)	22608	JU22608	18x15" (46x38cm) W.D.	11x10" (28 x 25cm) W.D.	16 lbs. (7.3kg)	971.95
CM5/VM 2AC SWA (Grey)	29720	JU29720	18x15" (46x38cm) W.D.	11x10" (28 x 25cm) W.D.	16 lbs. (7.3kg)	971.95

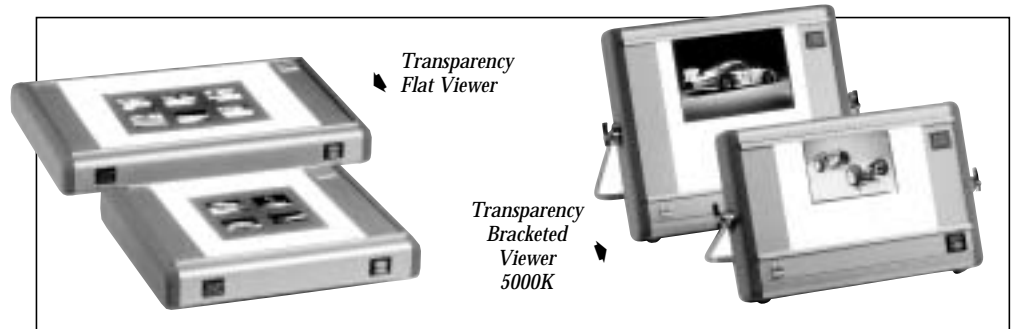
### Color-Control Professional

#### Transparency Flat Viewer

Instant start transparency viewer reduces eye strain via flicker-free operation. Just Normlicht quality unit has electronic dimmer. See CCP/DL in chart for details.

#### Transparency Bracketed Viewer 5000K

Same as Transparency Flat Viewer, but with bracket for upright viewing. See CCP/DN in chart.



#### Color Match Professional

Offers visual color matching of both slides and proofs by providing both reflective and transmissive light. Comes with electronic dimmer and self-supporting base. See CCP/VS 2 C SF in chart for details. For models with bracket-attaches swivel arm instead of base, see CCP/VS 2 SWA.

#### CCP/DN2 Light Guard (19117)

For Transparency Bracketed Viewer 5000K.

Item # **JU19117**.....**79.95**

#### CCP/DN3 Light Guard (3772)

For Transparency Bracketed Viewer 5000K.

Item # **JU3772**.....**109.95**

### MOUNTING PARTS FOR COLOR-CONTROL PROFESSIONAL

Description	Model #	Weight	Item #	Price
Wall Mount CC/DL	14415	2 lbs. (.9kg)	JU14415	39.95
Wall Fastening Angle CC/SC BWW (Silver)	13789	2 lbs. (.9kg)	JU13789	54.95
Wall Fastening Angle CC/SC BWW (Black)	13227	2 lbs. (.9kg)	JU13227	54.95
Table Clamp CC/SC BTK (Silver)	13771	3 lbs. (1.4kg)	JU13771	84.95
Table Clamp CC/SC BTK (Black)	7666	3 lbs. (1.4kg)	JU7666	84.95
Screw Console CC/SC BKO (Silver)	13730	2 lbs. (.9kg)	JU13730	34.95
Screw Console CC/SC BKO (Black)	29249	2 lbs. (.9kg)	JU29249	34.95
Adapter PS CC/SC BAD M (Silver)	29322	2 lbs. (.9kg)	JU29322	84.95
Adapter PS CC/SC BAD M (Black)	29231	2 lbs. (.9kg)	JU29231	84.95
Swivel Arm CC/SC SWA-SI (Silver)	3830	3 lbs. (1.4kg)	JU3830	129.95
Swivel Arm CC/SC SWA-SI (Black)	4044	3 lbs. (1.4kg)	JU4044	129.95



# JUST NORMLICHT

## LIGHT BOXES

LIGHT BOXES  
474

### Color Match Compact

Desktop unit comes with base and electronic dimmer and allows for color matching of both transparent and reflective artwork.

#### COLOR-MATCH COMPACT

Description	Model #	Item #	Outside Dimensions	Viewing Surface	Weight	Price
CCP/VS 2 AC SF (Grey)	29694	JU29694	25x23" (64x58cm) W.D.	18x14" (46x36cm) W.D.	35 lbs. (15.9kg)	1,241.95
CCP/VS 2 AC SP (Grey)	29777	JU29777	25x21" (64x53cm) W.D.	18x14" (46x36cm) W.D.	20 lbs. (9kg)	1,318.50

### Classic Line

#### View and Mounting Plates

Uncompromising quality to fit limited budgets, these viewers come with electronic ballast and electronic dimmer. See CL/DL in chart for details.

#### Transparency Viewer 5000K

Traditionally-designed bracket viewer with two brightness levels, service hour meter, clamping and resting rail. See CL/DN in chart for details.

#### Viewing Walls 5000K

When you need a wall of light, these oversized alternatives to light tables offer two brightness levels, service hour meter, and a clamping rail. Wall fastening is available on request. See CL/LW in chart for details.

#### Light-Repro Light 5000 Video-Repro Lightviewer

Extremely high and flicker-free light source is ideal for transparency reproduction on video or for digitizing transparencies on a scanner. Electronic ballast provides immediate start-up. See VR/DL in chart for details.

#### VIEWING AND MOUNTING PLATES

Description	Model #	Item #	Outside Dimensions	Viewing Surface	Weight	Price
CL/DL 1 EVG (Metallic)	17632	JU17632	19x15x3" (48x38x8cm) W.D.H.	14x13" (36x33cm) W.D.	20 lbs. (9kg)	584.95
CL/DL 2 EVG (Metallic)	17640	JU17640	24x19x3" (61x48x8cm) W.D.H.	18x18" (46x46cm) W.D.	20 lbs. (9kg)	584.95
CL/DL 3 EVG (Metallic)	17657	JU17657	24x15x3" (61x38x8cm) W.D.H.	18x14" (46x36cm) W.D.	20 lbs. (9kg)	647.95
CL/DL 4 EVG (Metallic)	17814	JU17814	30x24x4" (76x61x10cm) W.D.H.	29x18" (74x46cm) W.D.	20 lbs. (9kg)	647.95
CL/DL 5 EVG (Metallic)	18283	JU18283	39x15x4" (99x38x10cm) W.D.H.	33x14" (84x36cm) W.D.	20 lbs. (9kg)	737.95
CL/DL 6 EVG (Metallic)	21113	JU21113	39x24x4" (99x61x10cm) W.D.H.	33x24" (84x61cm) W.D.	20 lbs. (9kg)	737.95
CL/DL 7 EVG (Metallic)	21345	JU21345	48x15x4" (122x38x10cm) W.D.H.	42x14" (107x36cm) W.D.	20 lbs. (9kg)	737.95
CL/DL 8 EVG (Metallic)	21410	JU21410	48x24x4" (122x61x10cm) W.D.H.	42x24" (107x61cm) W.D.	20 lbs. (9kg)	737.95

#### TRANSPARENCY VIEWER 5000K

Description	Model #	Item #	Outside Dimensions	Viewing Surface	Weight	Price
CL/DN 1B (Metallic)	11965	JU11965	19x15x4" (48x38x10cm) W.D.H.	13x13" (33x33cm) W.D.	20 lbs. (9kg)	611.95
CL/DN 2B (Metallic)	11981	JU11981	24x19x4" (61x48x10cm) W.D.H.	23x13" (58x33cm) W.D.	20 lbs. (9kg)	1061.95

#### VIEWING WALLS 5000K

Description	Model #	Item #	Outside Dimensions	Viewing Surface	Weight	Price
CL/LW 1 (Metallic)	28126	JU28126	48x31x4" (122x79x10cm) W.D.H.	44x26" (122x66cm) W.D.	38 lbs. (17.2kg)	1511.95
CL/LW 2 (Metallic)	28134	JU28134	60x31x4" (152x79x10cm) W.D.H.	66x26" (142x66cm) W.D.	20 lbs. (9kg)	1763.95
CL/LW 3 (Metallic)	28142	JU28142	60x39x4" (153x99x10cm) W.D.H.	56x33" (142x84cm) W.D.	48 lbs. (21.7kg)	2231.95
CL/LW 4 (Metallic)	22772	JU22772	69x39x4" (175x99x10cm) W.D.H.	65x33" (165x84cm) W.D.	55 lbs. (24.9kg)	2879.95
CL/LW 5 (Metallic)	22798	JU22798	79x39x4" (200x99x10cm) W.D.H.	75x33" (190x84cm) W.D.	60 lbs. (27.2kg)	3239.95
CL/LW 6 (Metallic)	22897	JU22897	69x48x4" (175x122x10cm) W.D.H.	65x43" (165x109cm) W.D.	55 lbs. (24.9kg)	3509.95
CL/LW 7 (Metallic)	22913	JU22913	79x48x4" (200x122x10cm) W.D.H.	75x43" (190x109cm) W.D.	60 lbs. (27.2kg)	3959.95

#### VIDEO REPRO LIGHTVIEWER

Description	Model #	Item #	Outside Dimensions	Viewing Surface	Weight	Price
VR/DL 1 (Metallic)	21832	JU21832	19x15x3" (48x38x8cm) W.D.H.	14x13" (36x33cm) W.D.	20 lbs. (9kg)	674.95

Technical Advice Available

# J U S T N O R M L I C H T

## L I G H T B O X E S

### Color-Control 5000 Cases

#### Black Presentation Briefcase (8342)

A genuine leather briefcase with security clasps. Suitable for the following viewers: 12062, 12070, 21857, 28589, 21873, 26294, 28597 and 10009. Outside dimensions: 20 x 15 x 4" (50 x 38 x 10cm) W.D.H. Weighs 8 lbs. (3.6 kg).

Item # **JU8342** ..... **349.95**

#### Black Presentation Briefcase (49007)

Genuine leather briefcase with security clasps. Suitable for 3640 and 28795 viewers. Outside dimensions: 20 x 15 x 5" (50 x 38 x 13cm) W.D.H. Weighs 20 lbs. (9kg).

Item # **JU49007** ..... **413.95**

#### Shoulder Bag (28795)

Waterproof nylon shoulder bag features zip fastener and a shoulder strap. Suitable for the following viewers: 12062 and 12070. Outside dimensions are 17 x 11 x 2" (43 x 28 x 5cm) W.D.H. Weighs 4 lbs. (1.8kg).

Item # **JU28795** ..... **889.95**



LIGHT BOXES

475

### MOUNTING ACCESSORIES FOR JUST ACCESSORIES

Description	Model #	Weight	Item #	Price
Wall Mount CC/DL	14415	2 lbs. (.9kg)	JU14415	39.95
Wall Fastening Angle CC/SC BWW (Silver)	13789	2 lbs. (.9kg)	JU13789	54.95
Wall Fastening Angle CC/SC BWW (Black)	13227	2 lbs. (.9kg)	JU13227	54.95
Table Clamp CC/SC BTK (Silver)	13771	3 lbs. (1.4kg)	JU13771	84.95
Table Clamp CC/SC BTK (Black)	7666	3 lbs. (1.4kg)	JU7666	84.95
Screw Console CC/SC BKO (Silver)	13730	2 lbs. (.9kg)	JU13730	34.95
Screw Console CC/SC BKO (Black)	29249	2 lbs. (.9kg)	JU29249	34.95
Adapter PS CC/SC BAD M (Silver)	29322	2 lbs. (.9kg)	JU29322	84.95
Adapter PS CC/SC BAD M (Black)	29231	2 lbs. (.9kg)	JU29231	84.95
Swivel Arm CC/SC SWA-SI (Silver)	3830	3 lbs. (1.4kg)	JU3830	129.95
Swivel Arm CC/SC SWA-SI (Black)	4044	3 lbs. (1.4kg)	JU4044	129.95

### Light Tubes

From the chrome to the final press sheet, consistent, standardized light is absolutely necessary in every step of quality print reproduction. The Just Color Control Daylight 5000 line of fluorescent tubes offers a unique color rendering index and combines energy-saving high light strength with optimal color rendering. Discriminating photographic professionals will be able to see subtle shades and hues that were previously impossible to differentiate.

### LIGHT TUBES

Description	Model #	Length	Weight	Item #	Price
LL/8W Daylight 5000	18150	11" (28cm)	4 oz. (113kg)	JU18150	24.95
LL/13W Daylight 5000	17558	20" (51cm)	1 lb. (450g)	JU17558	26.95
LL/15W Daylight 5000	729	17" (43cm)	9 oz. (255kg)	JU729	31.95
LL/18W Daylight 5000	19240	23" (58cm)	8 oz. (226kg)	JU19240	18.95
LL/36W Daylight 5000	18515	39" (99cm)	10 oz. (283kg)	JU18515	34.95
LL/58W Daylight 5000	6312	59" (150cm)	12 oz. (340kg)	JU6312	27.95



THE PROFESSIONAL'S SOURCE (212) 444-6630 • FAX: (212) 239-7770

1 • 8 0 0 • 9 4 7 • 6 6 5 0



# KAISER


## LIGHT BOXES

LIGHT BOXES

476

*The Kaiser series of light boxes give professionals the ability to correctly appraise transparencies. Besides viewing originals, these boxes can provide lighting for reproduction and trick photography, tabletop photography and reduced or enlarged copying processes. Because the light is consistent and neutral, reproducible conditions for appraising negatives, transparencies, foils, X-Rays and montage materials are virtually guaranteed.*

*Special fluorescent lamps, operating at a color temperature of 5000 degrees Kelvin, provide high-quality color rendering with a Color Rendition Index (CRI) of greater than 98. (This index represents how well fluorescent light can mimic daylight; 90 is the minimum acceptable for photography, 100 is equivalent to noon sunlight. The closer the number to 100, the less filtration needed.) Even illumination is assured, thanks to the light alloy inside reflectors finish and shape, the partly-coated lamps and high-grade translucent acrylic sheet. Thanks to this bright, even illumination, originals heat up very little, even when continuously lit. Non-slip rubber feet assure stability, while the strong metal housing provides durability.*



Prolite Scan

### Profile 5000 Series

**Profile 5000 (20-2190)**

A simple light box designed for occasional use, this model provides all of the high-quality viewing benefits of larger Profile 5000 light boxes. Wall mountable.

**Item # KALBPL1017.....269.00**

**Profile 5000 (20-2191)**

Larger viewing area makes this light box ideal for larger film format viewing. Features a clamp and holder strip for fast, secure holding of films and foils, and a folding arm for ergonomic working conditions. Wall mountable. An optional carrying bag is also available for this model. See item 2198.

**Item # KALBPL1418.....349.00**

**Profile 5000 (20-2192)**

Ideal for working with multiple large-format images, this offers a large viewing area. Features a clamp and holder strip for fast, secure holding of films and foils, and a folding arm for ergonomic working conditions. Wall mountable.

**Item # KALBPL1423.....389.00**

**Profile 5000 (20-2193)**

A large viewing area provides plenty of surface for professional transparency users. Features a clamp and holder strip for fast, secure holding of films and foils, and a folding arm for ergonomic working conditions. Wall mountable.

**Item # KALBPL1447.....599.00**

### Prolite, Handylite and Flatlite Series



**Prolite Scan (20-2182)**

Four ultra-bright Osram Dulux fluorescent tubes provide approximately 40,000 lux, ideal when viewing dense negatives and chomes, appraising X-Rays and microfiches. The color reproduction index is CRI>98, while the color temperature is matched to 5000 degrees Kelvin. A high-frequency operating system, the Prolite Scan uses a 40 kHz, flicker-free starting and operation. Other features include a built-in timer and screen calibration in inches and centimeters. A large stepless adjustable arm and film clamp holder strips are built in. Wall mountable.

**Item # KALBPLS1414.....1,278.50**

**Corporate Accounts Are Welcome**



### Prolite, Handylite and Flatlite Series, *continued*

The Prolite 5000s Basic light Boxes feature special fluorescent lamps that provide a very bright light source. The 5000K Kelvin color temperature and balanced spectral distribution matches the daylight sensitization of most films perfectly, allowing users to match projected and printed results – essential for applications that include lithography, medical, engineering, scientific applications and photographic analysis. Inch and centimeter scales appear on either side of the viewing area to aid graphic designers and photofinishers in montage work. Standard features include clamps and holder strips. A built-in timer monitors the lamps' lives (since lamp color stability changes as it ages). Changing lamps is a simple process; no tools are needed. A large arm is adjustable in stepless degrees for fine adjustment of viewing angle while offering stable support. A two-step switch controls power preventing eye strain and lengthening lamp life.

**Prolite 5000s Basic Light Box** (20-2173)  
**Item # KALBPLB207**.....**339.95**

**Prolite 5000s Basic Light Box** (20-2175)  
**Item # KALBPLB2013**.....**404.95**

**Prolite Min Plus** (20-2189)  
 Runs for approximately 4 hours with rechargeable batteries and six hours with normal batteries. It can also be used with the 2187 power pack, which is included with the light case 2186 or can be purchased separately.  
**Item # KALBPLMP810**.....**427.50**

**Slide Holding Frames for 18x14" (44x45cm) Prolite** (20-2183)  
 Weighs 5 lbs. (2.3kg).  
**Item # KASHFPL1418**.....**59.95**

**Slide Holding Frames for 23x14" (56x36cm) Prolite** (20-2184)  
 Weighs 5 lbs. (2.3kg).  
**Item # KASHFPL1423**.....**59.95**


**AC Adapter for Prolite Mini +** (20-2187)  
 Weighs 2.5 lbs. (1.1kg)  
**Item # KAACAPLMP**.....**72.50**

**Case for Prolite Mini +** (20-2197)  
 Weighs 7 lbs. (3.2kg)  
**Item # KACPLMP**.....**328.95**

**Handylite** (20-2170)  
 A light box that's built into a carrying case, the Handylite is no larger than a briefcase and provides an 8x10" viewing area. Two 8-watt fluorescent lamps supply 5000K. A built-in AC transformer assures portability.  
**Item # KALBHL810**.....**231.95**

**Flatlite**  
 Just 2" thick, Flatlites feature an interior design with a partially reflecting grid plate that ensures constant brightness distribution. Standardized light output is at 5000° Kelvin.

**Flatlite A4** (20-2177)  
 Outside Dimensions: 15 x 11 x 1.8"  
 (38 x 28 x 4.5cm) W.D.H.  
**Item # KALBFL811**.....**489.95**



### SPECS FOR ALL KAISER PRODUCTS

Description	Model #	Outside Dimensions	Viewing Surface	Weight	Item #
Prolite Light Box (10x17")	2190	12x14x4" (25x36x9cm) W.H.D.	17x10" (43x26cm) W.H.	11.2 lbs. (5kg)	KALBPL1017
Prolite Light Box (14x18")	2191	20x17x4" (50x43x9cm) W.H.D.	18x14" (44x35cm) W.H.	13.1 lbs. (5.9kg)	KALBPL1418
Prolite Light Box (14x23")	2192	26x17x4" (66x43x9cm) W.H.D.	23x14" (59x35cm) W.H.	15.5 lbs. (7kg)	KALBPL1423
Prolite Light Box (14x47")	2193	50x17x4" (127x43x9cm) W.H.D.	47x14" (120x35cm) W.H.	28.5 lbs. (12.9kg)	KALBPL1447
Prolite Scan (14x14")	2182	15x11x4" (38x28x9cm) W.H.D.	14x14" (35x35cm) W.H.	25 lbs. (11.3kg)	KALBPLS1414
Prolite Basic Lightbox	2173	22x9.6x2.4" (56x24x6cm)W.H.D.	20.5 x 8" (52x20cm) W.H.	17 lbs. (7.7kg)	KALBPLB207
Prolite Basic Lightbox	2175	22x15x2.4" (56x38x6cm) W.H.D.	20.5x13.5" (52x34cm) W.H.	12 lbs. (5.4kg)	KALBPLB2013
Flatlite A4	2177	15x11x1.7" (38x28x5cm) W.H.D.	11x8" (25x20cm) W.H.	10 lbs. (4.5kg)	KALBFL811
Handylite Portable Lightbox	2170	16x13x3.5" (40x33x9cm) W.H.D.	10x8" (25x20cm) W.H.	10 lbs. (4.5kg)	KALBHL810
Prolite Mini + Portable	2189	20x16x3.9" (51x40x10cm) W.H.D.	10x8" (25x20cm) W.H.	10 lbs. (4.5kg)	KALBPLMP810



# LOGAN

## LIGHT BOXES

478 LIGHT BOXES

*Designed to provide even, uniform distribution of light, Tru-View light boxes by Logan come with ANSI Standard 5000K fluorescent lamps with a CRI rating of 91. They are all solidly-built with all-metal welded construction and a white baked-enamel finish. They can be used flat on a table, inclined or hung on a wall.*



Desk Top Light Box (810)

Tru View Light Box (2416)



Tru View Light Box (501)

Futura Light Box (1812)

### Desk Top Light Box (810)

The Desk Top Light Box is small enough to carry in a briefcase and store in a desk drawer. This unit has an 8.8 x 11.5" (22 x 29cm) viewing surface, as is equipped with a 5000K fluorescent lamp. Its outside dimensions are 12.5 x 9.5 x 2" (32 x 24 x 5cm) W.H.D., and it weighs 4.4 lbs. (2kg).

Item # LOLB810 .....**46.95**

### Tru View Light Box (501)

Battery-operated light box uses six "C" cell batteries (not included) and a Daylight fluorescent tube to provide bright lighting and an evenly illuminated surface. It will also work on AC current via an adapter which is supplied. Designed for portability, this light box easily fits in a briefcase or drawer, and has a translucent acrylic surface measuring 9.5 x 5.5" (24 x 14cm) W.H. Outside dimensions: 12.3 x 8.8 x 2" (31 x 22 x 5cm) W.H.D. Weighs 3.5 lbs. (1.6kg).

Item # LOLB501 .....**31.95**

### Tru-View Light Box (2416)

Mid-sized light box offers a 16 x 24" (41 x 61cm) viewing surface. It is supplied with two 20-watt 5000K fluorescent lamps, and moveable spring clips for holding transparencies. Its outside dimensions are 24 x 16 x 3.8" (61 x 41 x 10cm) W.H.D., and it weighs 18 lbs. (8.2kg).

Item # LOLB2416 .....**159.95**

### Tru-View Light Box (2500)

The Tru-View Light Box is a large light box that features 25 x 36" (64 x 91cm) viewing surface. Equipped with four 30-watt 5000K fluorescent lamps, moveable spring clips. The outside dimensions are 36 x 24.3 x 4.3" (91 x 62 x 11cm) W.H.D. It weighs 36 lbs. (16.3kg).

Item # LOLB2500 .....**269.95**

### Tru View 48" Light Box with 5000K (4816)

This light box offers a large 16 x 48" (41 x 122cm) viewing surface, which is lit by two 40-watt 5000 degree Kelvin fluorescent lamps. It comes with movable spring clips to hold artwork in place. Outside dimensions are 48 x 16 x 3.8" (122 x 41 x 10cm). Weighs 33 lbs. (15.1kg).

Item # LOLB4816 .....**209.95**

### Futura Light Box (1812)

Economically designed with an 18x12" (46 x 30cm) break-resistant translucent acrylic panel. Illuminated by a bright 15 watt 5000K color corrected lamp. All metal, welded construction with a white baked enamel finish. Features a scientifically designed reflector for better distribution and uniformity of light. 110-220v. AC. 10 ft. cord and plug. On-off switch. 18 1/4 x 12 1/4 x 3 1/2" (46 x 31 x 9cm). Weighs 7 lbs. (3.2kg).

Item # LOLB1812 .....**57.95**

### Other Light Boxes

#### Briefcase Light Box (6000)

A color corrected light box that is built into a briefcase, this model offers an 8.5 x 11.5" (22 x 29cm) acrylic viewing surface that is illuminated by a 5000 degree Kelvin fluorescent lamp. A specially designed reflector provides even light distribution. Case also offers storage areas for transparencies, slide pages, file folders, slide boxes, artwork, catalogs and so on. A ten-foot 110V power cord is included. On-off switch is built in. Key locks are included in this durable, lightweight package. Outside dimensions are 15 x 13 x 3.8" (38 x 33 x 10cm) Weighs 6 lbs. (2.7kg).

Item # **LOLBBC**.....**84.95**

#### Light Box with CC 5000K (1512)

Intermediate-sized light box with 15 x 11.5" (38 x 29cm) viewing surface comes with 5000 degree Kelvin fluorescent lamp. Angles at top and bottom of acrylic panel can be raised to accommodate a clear glass top for tracing. Outside dimensions are 15.5 x 12.3 x 3.5 inches. Weighs 7 lbs. (3.2kg).

Item # **LOLB1512**.....**88.95**



Briefcase Light Box (6000)


### Slide Sorters

Angled workspace holds 2 x 2" slides for viewing, editing and organizing your work. Uses a standard 60-watt light bulb (not included) and has a baked white enamel finish to reflect light and translucent styrene viewing panel for easy viewing of all slides. Folds flat for storage.

#### E-Z View (1055)

Holds up to 40 2-inch slides. It has a viewing area of 16 x 12" (41 x 30cm) W.H. The outside folded dimensions are 12 x 16 x 1" (20 x 41 x 2.5cm) W.H.D. The E-Z View weighs 3 lb. (1.4kg)

Item # **LOSS1055**.....**24.50**



Super-View (1080)

#### Super-View (1080)

Holds up to 80 slides. The Super View has a viewing area of 20.5 x 17.5" (52 x 44cm) W.H. The outside folded dimensions are 17.5 x 20.5 x 1" (44 x 52 x 2.5cm) W.H.D. It weighs just 6 lb. (2.7kg).

Item # **LOSS1080**.....**38.50**

### Accessories for Light Boxes

#### Lamp (6052)

For the Porta-View Light Box (2020).

Item # **LOLLB2020**.....**13.95**

#### Lamp (6051)

For the Tru-View Light Box (2416).

Item # **LOLLB2416**.....**16.95**

#### Lamp (96F8T5D)

For the Desk Top Light Box (810)

Item # **LOLLB810**.....**5.95**

### Porta View Series



#### Porta-View Light Box (2020)

Similar to the Desk Top Light Box, the Porta View Light Box features a larger 12 x 17" (30 x 43cm) viewing surface and comes with a vinyl cover and heavy-duty strap handle. It includes a 5000K fluorescent lamp. Its dimensions are 18 x 14.5 x 3.5" (46 x 37 x 9cm) W.H.D. Weighs just 10.5 lbs. (4.8kg).

Item # **LOLB2020**.....**89.95**

# PORTA-TRACE


## LIGHT BOXES

480 LIGHT BOXES

*The newly redesigned line of Porta-Trace light boxes virtually eliminates the "hot spots" found in other units. The frames and reflectors combined with the thick plexiglass top - provides uniform and even lighting over the entire viewing surface. The standard line of portables has a 304 stainless steel frame for durability and long life. Porta-Trace will maintain its attractive appearance for years. The three and four bulb units are equipped with two on/off switches to enable the user to vary the light to suit the job. The 2436-6C is equipped with three on/off switches each controlling 2 bulbs.*

*The oak light boxes are constructed of 5/8" (1.6cm) thick solid hard oak, complete with glass top and plexiglass. #1214 is available with plexiglass only.*

*The table units have 4 tilt adjustments from 0° to 40°.*



### SPECIFICATIONS OF STAINLESS STEEL FRAME UNITS

MODEL NO.	OVERALL SIZE	HEIGHT	FLUORESCENT LAMPS	SHIPPING WEIGHT	TOTAL WATTS	ITEM #	B&H PRICE
618-1C	6 x 18" (15 x 46cm)	2 1/8" (7.3cm)	1	5 lbs.	15	POLB6181C	54.95
1012-2C	10 x 12" (25 x 30cm)	2 1/8" (7.3cm)	2	5 lbs.	16	POLB10122C	42.95
1118-2C	11 x 18 3/8" (28 x 47cm)	2 1/8" (7.3cm)	2	8 lbs.	30	POLB11182C	69.95
1417-2C	15 x 18" (38 x 46cm)	2 1/8" (7.3cm)	2	9 lbs.	30	POLB14172C	112.95
1618-2C	16 x 18 3/8" (41 x 47cm)	2 1/8" (7.3cm)	2	10 lbs.	30	POLB16182C	124.95
1618-4C	16 x 18 3/8" (41 x 47cm)	2 1/8" (7.3cm)	4	12 lbs.	60	POLB16184C	159.95
1824-2C	18 x 24 3/8" (38 x 62cm)	2 1/8" (7.3cm)	2	13 lbs.	40	POLB18242C	169.95
1824-3C	18 x 24 3/8" (38 x 62cm)	2 1/8" (7.3cm)	3	14 lbs.	60	POLB18243C	185.95
1824-4C	18 x 24 3/8" (38 x 62cm)	2 1/8" (7.3cm)	4	15 lbs.	80	POLB18244C	199.95
2436-4C	23 1/2 x 36 3/8" (61 x 92cm)	2 1/8" (7.3cm)	4	24 lbs.	80	POLB24364C	254.95
2436-6C	23 1/2 x 36 3/8" (61 x 92cm)	2 1/8" (7.3cm)	6	26 lbs.	120	POLB24366C	285.95
3648-4C	36 1/2 x 48" (92 x 122cm)	2 1/8" (7.3cm)	4	49 lbs.	160	POLB36484C	509.95

*Subject to change without notice*

### SPECIFICATIONS OF 5/8" THICK SOLID OAK FRAME

MODEL NO.	OVERALL SIZE	HEIGHT	FLUORESCENT LAMPS	SHIPPING WEIGHT	TOTAL WATTS	ITEM #	B&H PRICE
1214-2WC	11 1/4 x 12 1/2" (29 x 34cm)	4" (10cm)	2	7 lbs.	16	POLB12142WC	69.95
1618-3WC	17 1/4 x 19 1/2" (44 x 50cm)	5" (12.7cm)	3	20 lbs.	30	POLB16183WC	143.50
1824-3WC	19 1/4 x 25 1/2" (49 x 65cm)	5" (12.7cm)	3	27 lbs.	60	POLB18243WC	213.50

*Subject to change without notice*

**Equipment Leasing Available**

# P O R T A - T R A C E

## L I G H T B O X E S

LIGHT BOXES

481

### Image Viewing System

#### Image Viewing System

The Image Viewing System is the solution to your viewing, sorting, comparing and organizing quantities of slides, negatives and transparencies. These units have strong uniform lighting with independent switches for each light box. They come with a thick plexiglass for a stable work surface that is also designed to take glass. With the modular type construction, you pick the configuration you need. A single table-top system can be converted later to a base mounted or double unit by ordering the base and brackets.

16 x 24 (41 x 61cm) Modular Light Box (IVS-1624)  
**Item # POLBM1624.....179.95**


16 x 48 (41 x 122cm) Modular Light Box (IVS-1648)  
**Item # POLBM1648.....239.95**

Bracket (IVS-BRACKET)  
 To make double units.  
**Item # POBMLB.....24.50**

Base for 1624 Light Box (IVS-BASE)  
 For the 16 x 24 Modular Light Box. Working surface will be 35" (89cm) high. Weighs 33 lbs. (15kg).  
**Item # POBMLB1624 ....123.50**

Base for 1648 Light Box (IVS-BASE)  
 For the 16 x 48 Modular Light Box. Working surface will be 35" (89cm) high. Weighs 37 lbs. (16.8kg).  
**Item # POBMLB1648 ....129.50**

Slide Sorter (1624)  
 15 x 23". (38 x 58cm). Holds 77 slides.  
**Item # POSS1624 .....6.95**



Porta Trace Image Viewing

Porta Trace Color Viewing System

### Color Viewing System

#### Color Viewing System (PVS1525)

This is a lighting booth that is used for applications where materials or colors require evaluation under specific lighting conditions. The True Color Viewing System offers lighting to stimulate office or retail space, home and outdoor lighting. This allows color selection or matching with the type of lighting the color is going to be used in. Any application where color selection or matching is critical, such as printing, paint selection, color, comparisons, photographic, commercial, art, advertising, layout, residential, decorating, commercial decorating, and fashion. 115 VAC. 176 watts all switched. Light source is 2 5000K fluorescent tubes for artificial daylight, 2 cool white fluorescent tubes for store/office lighting, and 2 incandescent tungsten bulbs for home lighting. Its outside dimensions are 19.9 x 27 x 17.5" (51 x 69 x 44cm) HWD. Its inside dimensions are 15 x 25.3 x 15" (38 x 64 x 38cm) HWD. It weighs 50 lbs. (22.6kg).  
**Item # POCVS .....519.00**

### Porta Trace Accessories

Carry Case  
 For models 1012 and 1214. Ideal for travel and storage. Constructed of durable laminated vinyl, they come with two inside pockets for storage.  
**Item # POCLB1012 .....19.95**

Slide Sorter 9 x 12 (1012)  
 Holds 24 slides.  
**Item # POSS912 .....7.50**

Slide Sorter 16 x 24  
 Holds 77 slides.  
**Item # POSS1624 .....6.95**

### System Light Boxes

1624 Image Viewing System  
 Consists of two 1624 light boxes, one Bracket 1624, and one Base 1624.  
**Item # POLBM1624K...497.50**

1648 Image Viewing System  
 Consists of two 1648 light boxes, one Bracket 1648, and one Base 1648.  
**Item # POLBM1648K...604.50**

### SPECIFICATIONS OF SYSTEM LIGHT BOXES

MODEL NO.	OVERALL SIZE	FRAME HEIGHT	FLUORESCENT LAMPS	SHIPPING WEIGHT	TOTAL WATTS
1624	24.5 x 16.3" (62 x 41cm)	5.8" (15cm)	3	20 lbs.	60
1648	48.5 x 16.3" (123 x 41cm)	5.8" (15cm)	4	37 lbs.	160

Subject to change without notice

### TABLE MOUNTED UNITS

2436-4TC	30 3/4 x 42" (77 x 107cm)	37 1/2" (95cm)	4	100 lbs.	80	POLT24364TC	509.95
3648-4TC	42 x 54" (107 x 137cm)	37 1/2" (95cm)	4	137 lbs.	160	POLT36484TC	744.95

Subject to change without notice



THE PROFESSIONAL'S SOURCE (212) 444-6630 • FAX: (212) 239-7770

1 • 8 0 0 • 9 4 7 • 6 6 5 0

# TUNDRA

## LIGHT BOXES

LIGHT BOXES  
482

**Built with the budget-minded on-the-go user in mind, Tundra light boxes are small, lightweight, convenient and battery-powered for no-fuss setup anywhere, any time. Ideal for presentations on location, Tundra light boxes come in a variety of sizes that will fit in a briefcase and can be used even if there are no outlets. All models are durable enough to withstand the rigors of travel, and utilize a standard daylight fluorescent lamp for true color viewing. An optional AC adapter is available for most models.**

### Light Boxes

#### Portable Light Box 4x5 (96PLB)

Built for portability, this light box can handle sheet film, slides, film strips, etc. Operates on 4 C batteries (not included) or optional AC adapter. Viewing area is 4x5" (10 x 13cm).

**Item # TULB45 .....17.95**

#### Portable Light Box 4x5

Same as above with AC adapter.

**Item # TULB45AC .....26.95**

#### Compact Portable Light Box 5x7 (96CPLB)

Features a 5 x 7" (13 x 18cm) viewing area, runs on 6 AA batteries (not included) and comes with AC adapter and vinyl sleeve to protect the translucent surface.

**Item # TULB57AC .....29.95**

#### Deluxe Portable Light Box 8x10 (96DPLB)

Portable but large enough to show a substantial number of slides at once, the Deluxe model is ideal for viewing and sorting. It uses a standard daylight fluorescent lamp and uses 4 D batteries (not included).

**Item # TULB81 .....39.95**

#### Deluxe Portable Light Box 8x10

Same as above with a 9v AC adapter

**Item # TULB81AC .....44.95**

#### Deluxe Portable Light Box Kit

This package includes a DPLB light box described above nestled in a black nylon case with teal piping, adjustable shoulder strap, carrying handle and fabric fastener partitions in the interior that adjust to fit contents. The case measurements are 14 x 14 x 2.5" (36 x 36 x 6cm) W.H.D. and it weighs just .8 lbs. (360g). Also included is a Tundra AC9v transformer. Portable and convenient.

**Item # TULB81K .....59.95**

#### Bulb for Portable 4x5" Light Box (96F4T5D)

**Item # TULLB45 .....2.95**

#### Bulb for Portable 5x7" Light Box (96F6T5D)

**Item # TULLB57 .....4.95**

#### Bulb for Deluxe Portable Light Box (96F8T5D)


**Item # TULLB81 .....5.95**

#### 6 Volt AC Adapter for Portable Light Box (96AC6V)

**Item # TUACALB45 .....9.95**

#### 9 Volt AC Adapter for Deluxe Light Box (96AC9V)

**Item # TUACALB81 .....11.95**



### TUNDRA LIGHT BOXES SPECIFICATIONS

Description	Item #	Outside Dimensions	Viewing Area	Weight
Portable 4x5" Light Box	TULB45	7.3x6x2" (18x15x5cm) W.H.D	5x4" (13x10cm) W.H.	0.8 lbs. (36g)
Portable 4x5" Light Box w/AC Adapter	TULB45AC	12.5x7.5x2.3" (32x19x7cm) W.H.D.	5x4" (13x10cm) W.H.	1.4 lbs. (635g)
Light Box 5x7" w/AC Adapter	TULB57AC	13.3x11.5x2.8" (36x29x7cm) W.H.D.	7x5" (18x13cm) W.H.	2.2 lbs. (1kg)
Deluxe Portable Light Box 8x10	TULB81	14.5x14.5x3" (37x37x8cm) W.H.D.	10x8" (25x20cm) W.H.	2.9 lbs. (1.3kg)
Deluxe Portable Light Box 8x10 w/AC	TULB81AC	14x14x2.5" (36x36x6cm) W.H.D.	10x8" (25x20cm) W.H.	3.6 lbs. (1.6kg)
Dlx Portable Lt Box Kit 8x10	TULB81K	14x14x2.5" (36x36x6cm) W.H.D.	10x8" (25x20cm) W.H.	4.4 lbs. (2kg)

*Subject to change without notice*

**Most Orders Shipped Within 24 Hours**

# M I S C E L L A N E O U S

## T H I N L I G H T B O X E S

LIGHT BOXES

483

### Visual Plus

Visual Plus makes the world's thinnest portable slide and transparency viewers. They feature super thin lightweight units with super bright 5000° daylight balanced illumination. All units are compact and will fit in any briefcase or portfolio.



#### Slim Portable 4x5 Viewer (6050V)

With AC adapter and vinyl pouch. The 6050V is the perfect 4 x 5" mini viewer. It has a viewing area of 5.3 x 4.1" (13.5 x 10.5cm), and can be used with a 9v battery or AC adapter.

Item # VIV45 .....54.95

#### Slim Portable 6x8 Viewer (5050V)

Viewing area of 6 x 8" (15.2 x 20.4cm). It can be tilted 45°. Works with a supplied 120v transformer.

Item # VIV68.....119.95

#### Slim Portable

#### 8 1/2 x 12 Viewer (4050V)

Viewing area of 8.5 x 12.25" (21.6 x 31cm). It can be tilted 45°. Works with a supplied 120v transformer.

Item # VIV8.512.....169.95

### SLIM PORTABLE SPECIFICATIONS

Model	Viewing Area	Dimensions	Height	Weight
6050V	4.1x5.3" (10.5x13.5cm)	6.3x6.3" (16.1x16.1cm)	.78" (20mm)	8 oz. (228g)
5050V	6x8" (15.2x20.4cm)	8.5x10.8" (21.6x27.5cm)	.47" (12mm)	25 oz. (720g) without adapter
4050V	8.5x12.25" (21.6x31cm)	10.7x14.6" (27.2x37.2cm)	.47" (12mm)	3 lbs. (1350g) without adapter

Subject to change without notice

### Logan

#### Slim Edge Light Pad (A5A)

Ultra-thin 1/2" (14mm) light box provides even, bright illumination. 8 x 10" (20.3 x 25.4cm) viewing surface for viewing slides, negatives, and transparencies.

Has two 5400K color corrected lamps with 20,000 hour life. Can be used on a table, standing at an incline, or hung flat on a wall.

Displays photo transparencies held under a clear plastic panel. Powered by a 12v DC adapter. Dimensions are 12 1/4 x 9 1/4 x 1/2" (31.1 x 23.5 x 1.3cm). Weighs 2 lbs. (907g).

Item # LOLBA5A .....89.95



### Cabin Light

#### Cabin Light Panel

The Cabin CL-5000P is a portable lightweight daylight balanced transparency viewer. Less than half an inch thick. The super flat light panel offers stylish design and pocket compactness.

Allows instant checking of films and transparencies up to 4 x 5" (10.2 x 12.7cm). Dimensions are 7 1/2 x 4 1/2 x 1/2" (19.2 x 11.4 x 1.3cm). It weighs only 9.2 oz. (260g) with the 4AAA batteries which are included.

Item # CALP .....79.95




### Lite-A-Page

#### Lite-A-Page 2

The fastest and most economical method for viewing slides, negatives or any type of transparencies housed in standard ring binders. The slides or negatives remain in the ring binder and the user simply inserts the Lite-A-Page between the pages. The back side of the unit has four horizontal rows to hold up to twenty individual slides for viewing, sorting or sequencing and is illuminated by a bright 13 watt 5000K color correct fluorescent lamp. Its dimensions are 11 x 11" (28 x 28cm). It is 2 1/4" (7cm) at its thickest, and 1/4" (6mm) at its thinnest part, and weighs 28 oz. (794g).

Item # CALAP .....49.95



THE PROFESSIONAL'S SOURCE (212) 444-6630 • FAX: (212) 239-7770

1 • 8 0 0 • 9 4 7 • 6 6 5 0