



The Professional Photo SourceBook

Section 2

Professional Panorama

Fuji	112-113
Horsemen	114-115
Linhof	116-117
Noblex	118-120
Spinshot	121


FUJI

G X 6 1 7 2 1/4 x 6 3/4" CAMERA

PANORAMA CAMERAS

112

The advanced Fuji GX617 is an extremely well-balanced panorama camera that yields astonishingly sharp photographs. Featuring four interchangeable panorama lenses, the GX617 provides a wide range of innovative possible uses that enhance everything from still lifes and interiors to landscapes. Each of these superior lenses has a dedicated bright, high magnification viewfinder that optimizes accuracy. A solid shock protector guards the lenses for extra safety in even the most difficult photographic situations. Take a good look at the GX617, and you will see the advantage of innovation.



Fuji GX617
Camera Body
(05010030)

FEATURES

- Ergonomic, easy-to-handle body
 - Choice of four top quality Fujinon lenses
 - Lenses are built with solid shock protector guards for extra safety
 - One-touch spool loading
 - Dedicated viewfinders included with lens
 - 4 exposures on 120 rollfilm, 8 exposures on 220 rollfilm
 - Film counter selection knob
- GX617
Camera Body (05010030)
Item # FUGX617.....2,663.00

FUJI GX617 SPECIFICATIONS

TYPE:

6x17cm Format (2½x6¾)
Panoramic Camera with
Interchangeable Lenses and
Viewfinders

LENS MOUNT:

Exclusive 4-Pin Type

VIEWFINDER:

Interchangeable Finder
System; Dedicated High-
Magnification Bright Frame
Viewfinder for each Lens

FOCUSING SCREEN:

Optional Grid Type
available

SHUTTER:

Mechanical Leaf-Type in
Lens, with Speeds from
1 second to 1/500+B

FILM:

120 Rollfilm Film (4 expo-
sures); 220 Rollfilm Film (8
exposures); by Adjustment
of Pressure Plate

FLASH

SYNCHRONIZATION:

X-Sync
(All Speeds to 1/500 Sec)

FLASH:

Via PC Socket on Lens

BATTERY:

Uses two 3v CR-123A
Lithium Batteries for
Electromagnetic Shutter
Release

MISCELLANEOUS:

Built-In Spirit Level

DIMENSIONS:

11x6.7x8"
(279x171x204mm) WHD
with 105mm Lens and
Viewfinder

WEIGHT:

2.8 lbs. (1270g) Body Only,
5.4 lbs. (2430g) with 105mm
Lens and Viewfinder

Subject to change without notice

We Exhibit at National and Regional Shows/Conventions

F U J I

G X 6 1 7

PANORAMA CAMERAS

113



Fujinon EBC LENSES

Fujinon lenses allow easy correction of color balance while ensuring sensitive detail. Each lens has a mechanical shutter release, making outdoor work fast and easy. They also adapt perfectly to a variety of external flash types, making these lenses convenient for studio work. The secure 4-pin mount system allows each lens to be changed quickly, while the lens protector ensures excellent protection against impact and scratches. And each lens comes with a dedicated high-magnification bright frame viewfinder that helps ensure precise framing, and a lenshood which is effective in cutting out unwanted light. The hood has a cutout for 75mm (3") gel or polyester filters.

90mm f/5.6 EBC SWD (05012040)

With viewfinder and lenshood. A super wide-angle lens, suited to shooting magnificent scenes. Extremely wide image circle gives emphasis to perspectives, transmitting a feeling of great breadth, even in difficult to capture situations, such as interiors or expansive landscapes.

Item # **FU9056GX617****2,606.00**

105mm f/8 EBC SW (05012045)

With viewfinder and lenshood. An all-around wide-angle lens. Produces superior performances across a wide range of shooting conditions, from shots of landscapes and mountain scenery, to photos of buildings and other architecture.

Item # **FU1058GX617****2,500.00**

180mm f/6.7 EBC W (05012050)

With viewfinder and lenshood. A standard lens that ensures natural-looking shots. This lens draws the subject in and produces dynamic images, even from a distance. It also features a focal distance that lends a new expression to panoramic photos.

Item # **FU18067GX617****2,351.00**

300mm f/8 EBC (05012055)

With viewfinder and lenshood. A semi telephoto lens. Produces dynamic images from a distance. Superior performance lens.

Item # **FU3008GX617****2,834.00**

EBC FUJINON LENS SPECIFICATIONS

Lens	90mm	105mm	180mm	300mm
Aperture Range f/	5.6-4.5	8-45	6.7-45	8-65
Shutter Type	Copal #0	Copal #0	Copal #0	Copal #0
Angle of View	89°	80.3°	52.4°	32.8°
Lens Construction	6G, 8E	6G, 6E	6G, 6E	5G, 6E
Minimum Focusing	78.7ft. (2m)	47.2ft. (1.2m)	106.3ft. (1.2m)	29.5ft. (9m)
Length	5" (128mm)	5.7" (144mm)	8.1" (206mm)	10" (253mm)
Weight	37oz. (1050g)	37.4oz. (1060g)	42.3oz. (1200g)	46.4oz. (1315g)
Equivalent Focal Length in 35mm Format	20mm	26mm	46mm	73.5mm
Filter Size	77mm	77mm	77mm	67mm

Subject to change without notice

Focusing Screen

GX617 Focusing Screen (05013060)

The only way to confirm the subject and composition is through the finder. With this optional focusing screen, accurate framing is possible. It allows both the focus and composition to be confirmed at a glance.

Item # **FUFSGX617****359.00**

Filters

The Fuji Center Filter GX617, an ND filter designed exclusively for the GX617, distributes light evenly from corner to corner for well-balanced images. Center filters are available for both the 105mm and 90mm lenses.

GX617 Center Filter (05013065)

For 105mm lens.

Item # **FUCF105GX617**...**309.00**

GX617 Center Filter (05013070)

For 90mm lens.

Item # **FUCF90GX617**.....**309.00**

DEDICATED VIEWFINDERS SPECIFICATIONS

Viewfinder for:	90mm	105mm	180mm	300mm
Type	Reverse-Galilean Finder with Illuminating Type Bright Frame	Reverse-Galilean Finder with Illuminating Type Bright Frame	Reverse-Galilean Finder with Illuminating Type Bright Frame	Reverse-Galilean Finder with Illuminating Type Bright Frame
Magnification	0.5	0.5	0.74	0.97
Finder Coverage (V,H)	91%, 92%	91%, 94%	92%, 95%	94%, 97%

Subject to change without notice



THE PROFESSIONAL'S SOURCE (212) 444-6630 • FAX: (212) 239-7770

1 • 8 0 0 • 9 4 7 • 6 6 5 0

HORSEMAN

SW 612 2 1/4 x 4 1/2" CAMERA

PANORAMA CAMERAS

114

Horseman has designed a complete 6x12 system, starting with a choice of six interchangeable Rodenstock super-wide lenses – ranging from the Apo-Grandagon 35mm f/4.5 to the Grandagon-N 90mm f/6.8. The camera body itself is compact and lightweight, designed with rubber grips, two camera strap lugs and a built-in spirit level. An optional lens guard mounts under the camera, while the finder with interchangeable masks mounts on the top-side accessory shoe. A specially designed Horseman rollfilm holder mates perfectly to the back of the camera, offering a choice of three interchangeable film holders (6x7, 6x9, 6x12cm) and an optional Groundglass Back for precise composition. Both the focusing scales and the spirit level are visible through the viewfinder.

Other accessories include a neckstrap and Center Neutral Density filters to even out the exposure with these extremely wide lenses.



SW612 Camera Body (21411) shown with optional viewfinder and lens

FEATURES

- Compact and lightweight, 1.57kg, for camera, finder, 6x12 holder and 45mm lens
- 120° angle of view. Equivalent focal length of 11.5mm in a 35mm format
- Masks included with viewfinder for all 3 lenses
- Optional groundglass back and lens guard
- Practical for shooting handheld
- 6x12cm, the format of the future
- 3 interchangeable film backs

SW612 Camera Body (21411)
Item # HOSW612.....1,254.95

SW 612 SPECIFICATIONS

TYPE:

6x12cm Format (2 1/4 x 4 1/2")
Panoramic Camera with Interchangeable Lenses, Viewfinder and Film Backs

LENS MOUNT:

Helicoid Focusing mounted on Special Board

FILM ADVANCE:

Rollfilm Holder Film Advance Lever

Subject to change without notice

VIEWFINDER:

Optional 5-Element Covers a Maximum Viewing Angle of 105° with Interchangeable Finder Masks matched to different Focal Lengths

SHUTTER:

Mechanical Leaf Type in Lens with speeds from 1 sec to 1/500 Sec + B and T

FILM:

120 Rollfilm 6 exposures with 6x12 Back, 8 exposures with 6x9 Back and 10 exposures with 6x7 Back

FLASH SYNC:

X Sync all Speeds up to 1/500 sec

FLASH:

Via PC Socket on Lens

MISCELLANEOUS:

Built-On Viewfinder

DIMENSIONS:

6.5x4x5.2" (164x103x133mm) WHD, Camera Body, 6x12 Film Back and 45mm Lens without Finder. 6.5" (166mm) Height with Viewfinder

WEIGHT:

3.46 lbs. (1.57kg) Body, x12 Back, 45mm Lens and Viewfinder

H O R S E M A N

S W 6 1 2 S Y S T E M

PANORAMA CAMERAS

115

Horseman SW612 Lenses

Rodenstock lenses have extremely high resolution and close-to-perfect color correction. They are built into a special helicoid mount for focusing which mounts directly onto the camera.

35mm f/4.5 Apo Grandagon SW612 with 35mm Mask (21362)
Item # HO3545AGSW...2,599.95

45mm f/4.5 Apo Grandagon SW612 (21363)
Item # HO4545AGSW...2,424.95

55mm f/4.5 Apo Grandagon SW612 (21364)
Item # HO5545AGSW...2514.95

65mm f/4.5 Grandagon SW612 (21365)
Item # HO6545GSW.....2694.95

75mm f/6.8 Grandagon N SW612 (21366)
Item # HO7568GNSW..2967.95

90mm f/6.8 Grandagon N SW612 (21367)
Item # HO9068GNSW..3079.95

Viewfinders

This 5-element viewfinder covers a maximum viewing angle of 105°. Interchangeable finder masks match it to different focal length lenses.

SW Viewfinder (21511)
With finder masks for 45mm, 55mm and 65mm. Weighs 6oz. (170g).
Item # HOFVSW.....444.95

SW 612 Film Backs

In addition to the super wide view 6x12cm format, less extreme wide-angle formats are covered by easily interchangeable film holders.

SW Rollfilm Holder 6x12cm (22463)
6 exposures on 120 film. Actual picture size 56 x 112mm (2.2 x 4.4"). Weighs 18.3oz. (520g).
Item # HOFB612SW.....849.95

SW Rollfilm Holder 6x9cm (22455)
8 exposures on 120 film. Actual picture size 56 x 82mm (2.2 x 3.22"). Weighs 16.2oz. (460g).
Item # HOFB69SW.....659.95

SW Rollfilm Holder 6x7cm (22456)
10 exposures on 120 film. Actual picture size 56 x 68mm (2.2 x 2.68"). Weighs 16.2oz. (460g).
Item # HOFB67SW.....659.95

Accessories

SW612 Groundglass Back (21461)
Attached as an optional accessory for accurate framing.
Item # HOGGBSW.....194.95

SW Groundglass Only (23981)
Item # HOGGSW.....44.95

SW Lens Guard (21462)
Protects lens from bumps.
Item # HOLGSW.....188.95

Neck Strap (21471)
Item # HOSNSW.....28.95

58mm Center Filter (29227)
Fits 45mm and 65mm lenses. Helps minimize an undesirable increase in density at the edges.
Item # HOCF45SW.....359.95

67mm Center Filter (29228)
Fits 55mm SW lens.
Item # HOCF55SW.....529.95

Camera Outfits

SW 612 Body, SW Viewfinder, SW 55mm Lens, SW 6x9 Rollfilm Holder (21624)
Item # HOSW6125569..3,775.50

SW 612 Body, SW Viewfinder, SW 65mm Lens, SW 6x9 Rollfilm Holder (21625)
Item # HOSW6126569..3,865.50

SW 612 Body, SW Viewfinder, SW 45mm Lens, SW 6x7 Rollfilm Holder (21633)
Item # HOSW6124567..3,505.50

SW 612 Body, SW Viewfinder, SW 55mm Lens, SW 6x7 Rollfilm Holder (21634)
Item # HOSW6125567..3,775.50

SW 612 Body, SW Viewfinder, SW 65mm Lens, SW 6x7 Rollfilm Holder (21635)
Item # HOSW6126567..3,865.50

SW612 RODENSTOCK LENS SPECIFICATIONS

Lens	35mm	45mm	55mm	65mm	75mm	90mm
Aperture Range f/	4.5-22	4.5-32	4.5-45	4.5-45	6.8-45	6.8-45
Shutter Type	Copal #0	Copal #0	Copal #0	Copal #0	Copal #0	Copal #0
Angle of View	120°	102°	91°	81°	73°	64°
Lens Construction	4G, 8E	4G, 8E	4G, 8E	4G, 8E	4G, 6E	4G, 6E
Minimum Focusing	1 ft. (.3m)	1.3 ft. (.4m)	2 ft. (.6m)	2.3 ft. (.7m)	3 ft. (.9m)	4.3 ft. (1.3m)
Weight	16.2 oz. (460g)	18.3oz. (520g)	20.1oz. (570g)	18.3oz. (520g)	19.4 oz. (550g)	26.1 oz. (740g)
Equivalent Focal Length in 35mm Format	11.5mm	14.5mm	18mm	21mm	24mm	29mm
Filter Size	67mm	58mm	67mm	58mm	58mm	67mm

Subject to change without notice



THE PROFESSIONAL'S SOURCE (212) 444-6630 • FAX: (212) 239-7770

1 • 8 0 0 • 9 4 7 • 6 6 5 0

LINHOF

612 PC II 2 1/4 x 4 1/2" SYSTEM

PANORAMA CAMERAS

116

The Technorama 612 PC II compact handheld 6x12cm camera is ideal for scenic, architecture, interior and technical photography. It features three optional high-performance interchangeable lenses with built-in rise, exact picture composition and perspective control. It also features a sophisticated optical finder with a reflected spirit-level and a reference center cross for exact camera orientation. The ergonomical shutter release allows smooth, vibration-free photography.



Linhof Technorama 612 PC II

FEATURES

- **3 superior quality interchangeable Schneider lenses with built-in 8° lens rise**
- **Precision German engineering**
- **Six exposures with 120 rollfilm or twelve exposures with 220 rollfilm**
- **Compact and lightweight**
- **Built-in accessory shoe**

Technorama 612 PC II Body (000099)
With strap.
Item # LIT6123,349.95

Technorama 612 PC II (000094)
With 58mm f/5.6 XL lens and strap.
Item # LIT61258568,299.95



TECHNORAMA LENSES

Technorama APO Symmar
135mm f/5.6 (000779)
Item # LI13556ST612..3,866.50

Technorama Super Angulon
58mm f/5.6 (000894)
Item # LI5856SAXL..4,645.95

Technorama Super Angulon
65mm f/5.6 (000778)
Item # LI6556SAT612..4,058.95



OPTICAL VIEWFINDERS

Bright line framfinders. Spirit level can be seen in the finder.

Optical Viewfinder 58/135 (001450)
Shows outline for using 58mm or 135mm lenses.
Item # LIFO58135612..1,209.95

Optical Viewfinder 65/135 (001446)
Shows outline for 65mm or 135mm lenses.
Item # LIFO65135612..1,209.95



BODY ACCESSORIES

Linhof 49mm Center Filter (022139)
Outer thread will accept 67mm filters. Fits 135mm lens.
Item # LICF75.....366.95

Shoulder Soft Case 612PC (022470)
Holds camera, 2 lenses, film and filters. 15.7x6.7x6.7" (40 x 17 x 17cm) LWH. Weighs 37oz. (1050g).
Item # LICST612429.50

Linhof 67mm Center Filter (022140)
Outer thread will accept 86mm filters. Fits 58 and 65mm lens.
Item # LICF65.....519.95

Aluminum Case 612PC (022471)
Holds camera, 2 lenses, film and filters. 13.4 x 6.3 x 7.9" (34 x 16 x 20cm) LWH. Weighs 38oz. (1065g).
Item # LICAT612423.95

LINHOF 612 PC II LENS SPECIFICATIONS

Lens	58mm	65mm	135mm
Aperture Range f/	5.6-32	5.6-45	5.6-45
Shutter Type	Copal #0	Copal #0	Copal #0
Angle of View	94°	86°	44°
Lens Construction	4G, 8E	4G, 6E	4G, 6E
Minimum Focusing	4ft. (1.3m)	5ft. (1.5m)	10ft. (3.5m)
Length	5.9" (150mm)	5.9" (150mm)	5.9" (150mm)
Weight	23oz. (650g)	23oz. (650g)	27oz. 770g)
Equivalent Focal Length in 35mm Format	21mm	24mm	55mm
Filter Size	67mm EW	67mm EW	49mm EW

Subject to change without notice

LINHOF 617 SIII LENS SPECIFICATIONS


Lens	72mm	90mm	180mm
Aperture Range f/	5.6-45	5.6-45	5.6-64
Shutter Type	Copal #0	Copal #0	Copal #0
Angle of View	115°	110°	72°
Lens Construction	4G, 8E	4G, 8E	4G, 6E
Minimum Focusing	3.9 ft. (1.2m)	5.6 ft. (1.7m)	7.5 ft. (2.3m)
Length	8.7" (221mm)	8.3" (212mm)	8.3" (212mm)
Weight	40 oz. (1130g)	45 oz. (1280g)	41 oz. (1160g)
Equivalent Focal Length in 35mm Format	24mm	28mm	50mm
Filter Size	95mm EW	95mm EW	58mm

Subject to change without notice

Used Equipment Bought, Sold and Traded

6 1 7 S I I I 2 1/4 x 6 3/4" CAMERA

The 617 SIII is the perfect choice for the demanding photographer specializing in architectural, industrial, scenic and travel photography. It accepts a choice of 3 interchangeable lenses, allowing you up to a 115° angle-of-view with the Schneider Super Angulon 72mm lens. A special finder, indicating brightline finder frames and parallax compensation in the close-up range, is available for each lens. The reflected spirit level visible in the finder controls the vertical and horizontal orientation of the film plane. This brings the larger format to a handling convenience of a compact camera.



Linhof Technorama
617 S III

Technorama 617 S III (000113)
Camera body with strap.
Item # LIT617S33272.50

- Choice of 3 optional Schneider lenses
- Great for stock photography
- Super wide-angle photography

TECHNORAMA LENSES

- Technorama Super Angulon XL 72/f5.6 (000909)
Item # LI7256SAXL....3949.95
- Technorama Super Angulon XL 90/f5.6 (000910)
Item # LI9056SAXL....3969.95
- Technorama Apo Symmar 180/f5.6 (000911)
Item # LI18056AS.....2899.95

OPTICAL VIEWFINDERS

- Bright line framefinders with spirit-level visible in finder.
- Optical Viewfinder 72 (001301)
Item # LIF72617S3.....762.50
- Optical Viewfinder 90 (001302)
Item # LIF90617S3.....762.50
- Optical Viewfinder 180 (001303)
Item # LIF180617S3.....749.95

BODY ACCESSORIES

- Center Filter 4x 82mm (022281)
Minimizes undesirable increase in density at the edges. For original 617s.
Item # LICF90T617S....699.00
- Aluminum Case 617S (022483)
Sturdy aluminum case. Dimensions are 10.8 x 7.1 x 5.1" (28 x 18 x 13cm).
Item # LICAT617S.....584.95

612PCII and 617SIII SPECIFICATIONS

TYPE:

612PCII: 6x12cm Format (2 1/4 x 4 1/4") Rangefinder Camera with Interchangeable Lenses

617SIII: 6x17cm Format (2 1/4 x 6 3/4") Rangefinder Camera

LENS MOUNT:

Helical Focusing mounted on Special Board

FILM ADVANCE:

Film Advance Knob with Fold Out Crank. Automatic Film Stop, Release Knob on Rear Side of Camera

VIEWFINDER:

Removable Bright Line Viewfinder with Reference Lines. Integrated Spirit Level seen in Viewfinder

SHUTTER:

Mechanical Leaf Type in Lens with Speeds from 1 Sec. to 1/500 + B, and T

FILM:

612PCII:
120 Rollfilm (6 exposures)
220 Rollfilm (12 exposures)

617SIII:
120 Rollfilm (4 exposures)
220 Rollfilm (8 exposures)

FLASH SYNC:

X Sync all Speeds up to 1/500 sec

FLASH:

Via PC Socket on Lens

MISCELLANEOUS:

612PCII:
Tripod Bushing on top of Camera for Mounting Camera Upside Down (for preshifting lens from rise to fall);
Gel Filter Holder between Camera and Lens

DIMENSIONS:

612PCII:
8.7 x 2 x 4.3"
(220 x 50 x 110mm) LWH
Body only

617SIII:
10.8 x 7.1 x 5.1"
(275 x 180 x 130mm) LWH
without Finder

WEIGHT:

612PCII:
42 oz. (1180g) Body only

617SIII:
5.3 lbs. (2.4kg) with Lens

Subject to change without notice

NOBLEX

PRO 150 2 1/4 x 4 1/2" SYSTEM

Noblex Pro 150



Providing a 146° angle-of-view, the Pro 150 uses a high-grade Tessar rotating lens, which provides a super wide-angle photo without distortion. Rugged solid aluminum body performs well, even in extreme conditions. The start-stop mechanism prevents vibrations. Features such as battery check, integrated hand grips, cable release socket, anti-rotation tripod socket, large panorama viewfinder and spirit-level make this 2 1/4" panorama camera the perfect choice for professionals.

FEATURES

■ Constructed from metal die-cast with black polycarbonate rubberized finish

■ Bright optical viewfinder with spirit-level

■ 6 panoramic exposures on 120 rollfilm film

Pro 150 (3500)
Item # NOP1502,499.00

Pro 150 F
Same as the Pro 150, with 3-point focusing – close-up 3" (75mm), medium range 15" (38cm) and infinity.
Item # NOP150F2,975.00

Pro 150 E (3501)
Same as the Pro 150, but will accept the Panalux Pro Exposure Module.
Item # NOP150E2,695.00

Pro 150 FE (3511)
Same as the Pro 150, but will accept the Panalux Pro Exposure Module. Its lens can also be adjusted to a choice of three focusing positions: 1m, 3m and infinity.
Item # NOP150FE3,390.00

Pro 150 S (6150S)
Same as the Pro 150, with a shift of nearly 5mm.
Item # NOP150S2,975.00

Pro 150 HS (6150HS)
Same as the Pro 150, with a high speed shutter. Ideal for sports and aerial photography, it has a shutter speed of 1/1000 and 1/500 of a second.
Item # NOP150HS2,975.00

Pro 150 U Plus (8000)
Includes shift and focus features, as well as a slow speed motor module which expands the shutter speed range down to 1/8, 1/4, 1/2, 1 sec. and 2 sec.
Item # NOP150UP4,545.00

PRO 150 SPECIFICATIONS

TYPE:
6x12cm Format (2 1/4x4 1/2")
Picture size 50 x 120mm

FILM ADVANCE:
Manual Film Winding Knob

VIEWFINDER:
Built-In Finder (removable on the Pro 150U);
90% Field-of-View

Subject to change without notice

LENS:
50mm f/4.5 3G,4E Noblar Permanently Mounted Tessar Lens in an Electric Motor Activating a High Precision Drum with Variable Rotation Speeds

MULTIPLE EXPOSURE:
Possible with Multiple Exposure Switch

APERTURE RANGE:
f/4.5-f/22

ANGLE OF VIEW:
146°

LENS ACCESSORY SIZE:
Accepts Special Magnetic Filters

SHUTTER:
Rotating Gap, Motor Driven
Standard Speeds:
1/15, 1/30, 1/60, 1/125, 1/250 Second
150 HS:
1/60, 1/125, 1/250, 1/500 and 1/1000 speed
150 U Plus: Has Additional 1/8, 1/4, 1/2, 1 sec. and 2 sec. Speeds with Supplied Slow Speed Module

FILM:
120 Rollfilm (6 exposures)

BATTERY:
4 AA Batteries Power Motor

BATTERY CHECK:
Built-in LED Battery Power Indicator

OTHER:
2 Spirit Levels Built Onto Camera (one visible in viewfinder)

DIMENSIONS:
150 Basic 8.3 x 4.5 x 7.3"
(210 x 115 x 185mm)


WEIGHT:
3.9 lbs. (1790g)

NOBLEX

PRO 175 - U 6 x 17" SYSTEM

The Pro 175-U combines the technical parameters of the Pro 150 series with the super panoramic 6 x 17 format. The Pro 175-U produces super wide 138° images by way of a rotating lens with a shutter slit on a curved film plane. The rotating drum is driven by a DC motor and makes one rotation per exposure. A slow speed motor module will also expand shutter speed down to 2 seconds. The Pro 175-U also features a removable finder and a connection for an optional Panolux Automatic Adapter for exposure automation.

Noblex Pro 175-U shown with optional Panolux Pro Automatic Exposure Module



PANORAMA CAMERAS

119

PRO 175-U AND NOBLEX SYSTEM ACCESSORIES

Pro 175-U Plus
Panoramic Camera (8001)
Item # **NOP175UP**.....**5595.00**

Close-Up Lens #2 (3991)
Close focus 4.3-6.6 ft. (1.3-2m).
Item # **NOCU5**.....**119.95**

Panolux Pro Automatic
Exposure Module
For the 150 U Plus, E, FE and
175U.
Item # **NOP150Q**.....**899.00**

Haze Filter (3910)
Item # **NOUVP**.....**44.95**

Yellow-Green 11 Filter (3911)
Item # **NOYGP**.....**44.95**

Close-Up Lens #1 (3990)
Close focus 6.6-13' (2-4m).
Item # **NOCU10**.....**119.95**

Yellow K2 Filter (3912)
Item # **NOYP**.....**44.95**

Orange G15 Filter (3913)
Item # **NOOP**.....**44.95**

Red 25A Filter (3914)
Item # **NORP**.....**44.95**

Skylight 1A Filter (3915)
Item # **NOSLP**.....**44.95**

N.D. 4x Filter (2 Stops) (3917)
Item # **NOND4P**.....**44.95**

N.D. 8x Filter (4 Stops) (3918)
Item # **NOND8P**.....**44.95**

Graduated Grey Filter
Item # **NOPGCLP**.....**73.95**

Graduated Grey Filter
3mm centerline. For use when
only part of the sky needs to be
filtered.
Item # **NOPG3CLP**.....**73.95**

Tweezer Tool (3999)
Item # **NOT**.....**18.95**

PRO 175 SPECIFICATIONS

TYPE:

6x17cm Format (2 1/2 x 6 3/4")
Picture Size 50 x 170mm

FILM ADVANCE:

Manual Film Winding Knob

VIEWFINDER:

Removable Finder;
90% Field-of-View

LENS:

75mm f/6.5 3G,4E Noblar
Permanently Mounted
Tessar Lens in an
Electric Motor Activating a
High Precision Drum with
Variable Rotation Speeds

MULTIPLE EXPOSURE:

Possible with Multiple
Exposure Switch

APERTURE RANGE:

f/6.5-f/22 with 1/2 Stops Up
to f/16

ANGLE OF VIEW:

138°

LENS ACCESSORY SIZE:

Accepts Special Magnetic
Filters

SHUTTER:

Rotating Gap, Motor Driven
Standard Speeds:
1/15, 1/30, 1/60, 1/125, 1/250 Second
on Camera
1/8, 1/4, 1/2, 1 Sec. and 2 Sec.
Speeds with Supplied Slow
Speed Module

FILM:

120 Rollfilm (4 exposures)

BATTERY:

4 AA Batteries Power Motor

BATTERY CHECK:

Built-In LED Battery
Power Indicator

OTHER:

2 Spirit Levels Built Onto
Camera (one visible in
viewfinder);
3/8" and 1/4" Tripod Socket

DIMENSIONS:

150 Basic 8.3 x 6.1 x 7.3"
(210 x 155 x 185mm)

WEIGHT:

5 lbs. (2300g)

Subject to change without notice



THE PROFESSIONAL'S SOURCE (212) 444-6630 • FAX: (212) 239-7770

1 • 8 0 0 • 9 4 7 • 6 6 5 0

NOBLEX

35MM CAMERA

PANORAMA CAMERAS

120

Noblex 35mm panorama cameras, with an angle-of-view of 136°, are ideal for landscape, travel photography and group portrait use. With an interior body cast from extremely rugged aluminum, the electronically controlled gear mechanism assures you of exact shutter rotation time after time. The start-stop mechanism prevents vibrations, while a high-grade Tessar-type lens ensures sharp pictures. Manual and auto shutter speeds, battery-on, cable release socket, anti-rotation tripod socket, large panorama viewfinder and spirit level visible in the finder make this camera a perfect choice for professionals and serious amateur.



135S, 135U AND ACCESSORIES

■ **Multiple exposure capability**

■ **High picture quality and precision construction**

Panoramic 135S (3610)
With camera carry case and strap.
Item # NO135S.....1,695.00

Panoramic 135U (3600)
Same as 135S, with additional shutter speeds. With carry case and strap.
Item # NO135U.....2,395.00

Panolux Pro Automatic Exposure Module
Item # NOP135.....799.00

Haze Filter (3930)
Item # NOUV35.....44.95

Skylight Filter (3935)
Item # NOSL35.....44.95

Orange G15 Filter (3933)
Item # NOO35.....44.95

Red 25A Filter (3934)
Item # NOR35.....44.95

Yellow K2 Filter (3932)
Item # NOY35.....44.95

Yellow-Green 11 Filter (3931)
Item # NOYG35.....44.95

N.D. 4x Filter (2 Stops) (3937)
Item # NOND435.....44.95

N.D. 8x Filter (4 Stops) (3938)
Item # NOND835.....44.95

Partial Gray Filter (Centerline) (3939)
Item # NOPG35.....74.95

135 SPECIFICATIONS

TYPE:
35mm Panoramic Camera
Picture Size 24x66mm

FILM ADVANCE:
Film Winding Knob 360°
Winding Disc

VIEWFINDER:
Built-In Rangefinder

LENS:
29mm 3G,4E Noblar
Permanently Mounted
Tessar Type Lens in an
Electric Driven Circuit
Board Controlled Activating
a High Precision Drum
Containing the lens with
Variable Rotation Speeds

MULTIPLE EXPOSURE:
Possible

APERTURE RANGE:
f/4.5-f/16

ANGLE OF VIEW:
136°

LENS ACCESSORY SIZE:
Accepts Special Magnetic
Filters

SHUTTER:
Rotating Slit, Motor Driven
Std Speeds: 1/600, 1/250, 1/125, 1/50, 1/25, 1/10
1/5 Sec Model #135S
1/600, 1/250, 1/125, 1/50, 1/25, 1/10, 1/5, 1/2, 1/1
1 Sec Model #135U

AUTO EXPOSURE:
With Optional Panolux
Exposure Module

FILM:
35mm (36 exp=19 Frames, 24
exp=12 Frames)

BATTERY:
4 AAA to Power Motor
Shutter and Digital Frame
Counter

BATTERY CHECK:
Built-in LED Power
Indicator

OTHER:
Spirit Level Built Onto
Accessory Shoe (visible in
viewfinder) Accessory Shoe
with Electrical Contacts for
Exp Automation

DIMENSIONS:
6.5 x 2.6 x 5.1"
(165 x 65 x 130mm) LWH"

WEIGHT:
27.9oz. (790g)

Subject to change without notice

SPINSHOT

35S CAMERA

With the Spin Shot 35 S, you are no longer limited to the frame of the viewfinder. An entire 360° scene can be captured.

For instance, you can look up at a tall building and down at the ground. From a car, you can see where you are going and where you have been. The Spin Shot 35 S can even be used upside down. Because of its high shutter speed, the camera position can be changed during the exposure. A scene can even be captured both vertically and horizontally on the same continuous image. Shutter speed with the pull-string handle is 1/500 of a second. As the Spin Shot 35 S rotates, it automatically pulls the film across the shutter's narrow (1.5mm) slit. This makes a continuous image on about seven inches of standard 35mm film (360 degrees). The image is not confined to 360° or less. As long as the camera scans, an image is made. With the following features, this camera introduces a whole new experience to the professional and serious amateur.



FEATURES

- Compact and easy to handle
- Captures an entire 360° View
- 2 spirit levels, at top and bottom of camera, for horizontal positioning
- Powered by untiring steel spring motor, without electricity or batteries
- Perfectly balanced with convenient grip for handheld or tripod mounted pictures
- Uses standard 35mm film
- Holding the body while turning the grip converts it into a streak camera
- Hand crafted in U.S.A.
- Manual control of exposures with pull-string

Spin Shot 35 S 35mm
Panoramic Camera with 360°
Test Film
Item # SPCP649.95

35S SPECIFICATIONS

TYPE:

35mm 360° Panoramic
Camera
Picture Size .94x6.25"
(24x160mm)

FILM ADVANCE:

Spring Steel Winding Motor

VIEWFINDER:

90° Rangefinder

LENS:

25mm with a 56° Angle of
Coverage

APERTURE:

f/11

ANGLE OF VIEW:

Up to 360°

LENS ACCESSORY SIZE:

52mm

SHUTTER:

Scanning Film Behind
1.5mm Wide Slit gives
Equivalent 1/500 Sec or
Slower Speeds

FILM:

35mm 36 exp = 7 Frames
6.25" (15.9cm) Long

OTHER:

Built-In Spirit Level

DIMENSIONS:

3.5x4x8.5"
(8.9x10.2x21.6cm) WDH

WEIGHT:

26.7oz. (756g)

Subject to change without notice

